

St. Vincent Pallotti College, Raipur
Students' Feedback Analysis on Curriculum
Session 2014-15

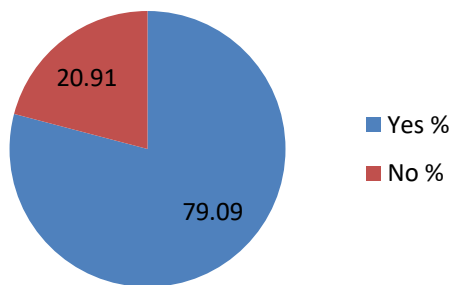
Year	2014-15		
S.N.	Question	Yes %	No %
Q.1	Are you satisfied with the present syllabus?	79.09	20.91
Q.2	Do you get practical knowledge from present syllabus?	80.00	20.00
Q.3	Do you feel present syllabus provide you vocational skills?	74.55	24.55
Q.4	Are you satisfied with the present program you have selected?	76.36	22.73
Q.5	Does the syllabus covers all the subjects required for the higher studies?	70.00	30.00

Findings:-

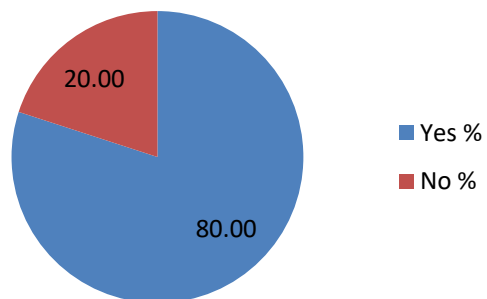
1. Student's response in whether they satisfied with the present syllabus is 79.09% are satisfied and only 20.91% are not satisfied.
2. Student's response in whether they get practical knowledge from present syllabus is 80% are satisfied and 20% are not satisfied.
3. Student's response in whether they feel present syllabus provide them vocational skills is 74.55% are satisfied and 24.55% are not satisfied.
4. Student's response in whether they satisfied with the present program is 76.36% are satisfied and 22.73% are not satisfied.
5. Student's response in whether the syllabus covers all the subjects required for the higher studies is 70 % are satisfied and 30% are not satisfied.

Graphical Representation:

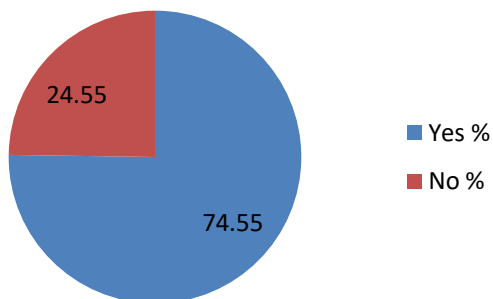
Q.1 Are you satisfied with the present syllabus?



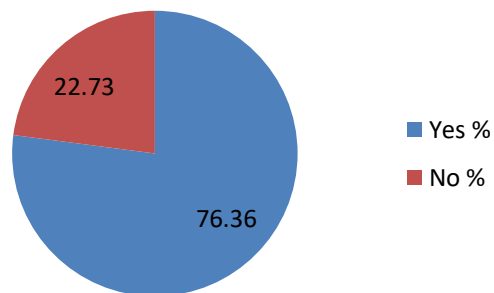
Q.2 Do you get practical knowledge from present syllabus?



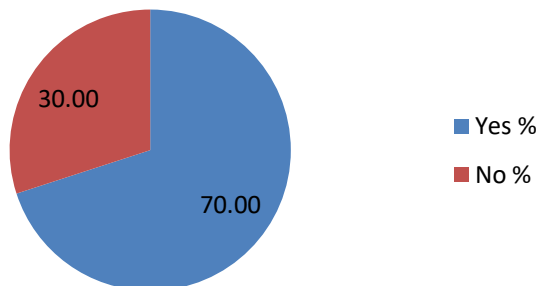
Q.3 Do you feel present syllabus provide you vocational skills?



Q.4 Are you satisfied with the present program you have selected?



Q.5 Does the syllabus covers all the subjects required for the higher studies?



St. Vincent Pallotti College, Raipur

Session 2014-15

Teachers' Feedback Analysis on Curriculum

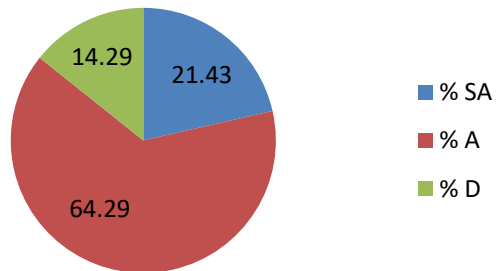
Year	2014-15			
S.N.	Question	% Strongly Agree	% Agree	% Disagree
Q.1	The syllabus is properly organized	21.43	64.29	14.29
Q.2	Teaching learning materials are easily available	71.43	14.29	14.29
Q.3	The learning objectives are appropriate according to the need of the students	7.14	71.43	21.43
Q.4	The syllabus contains required practical knowledge	14.29	64.29	21.43
Q.5	The learning objectives of the syllabus are job oriented	0.00	85.71	14.29
Q.6	Syllabus is revised by the university as per the societal need	14.29	57.14	28.57

Findings:

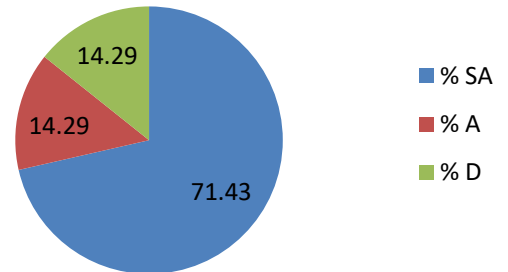
1. 21.43% of the teachers are strongly agreed and 64.29% are agreed that syllabus is properly organized and only 14.29% of teachers are disagreeing.
2. 71.43% of the teachers are strongly agreed and 14.29% are agreed that teaching learning materials are easily available .Only 14.29% of teachers are disagreeing.
3. 7.14% of the teachers are strongly agreed and 71.43% are agreed that learning objectives are appropriate according to the need of the student's .Only 21.43% teachers are disagreeing.
4. 14.29% of the teachers are strongly agreed and 64.29% are agreed that syllabus contains required practical knowledge.21.43% teachers are disagreeing.
5. 85.71% are agreed that syllabus is job oriented. Only 14.29% teachers are disagreeing.
6. 14.29% of the teachers are strongly agreed and 57.14% are agreed that syllabus is revised by the university as per the societal need.28%57% teachers are disagreeing.

Graphical Representation:

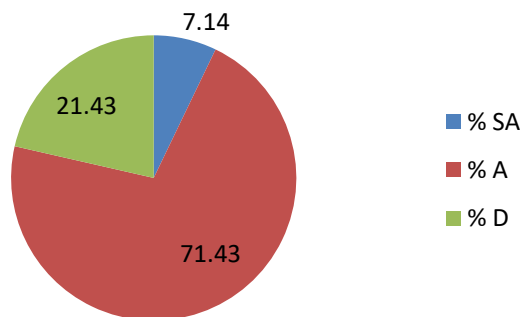
Q.1 The syllabus is properly organized



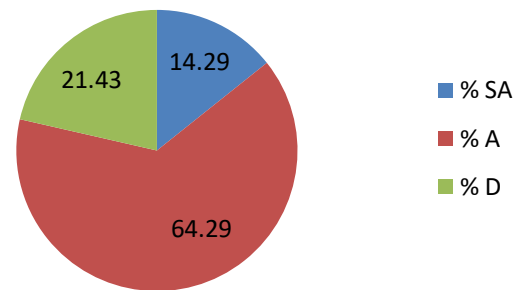
Q.2 Teaching learning materials are easily available



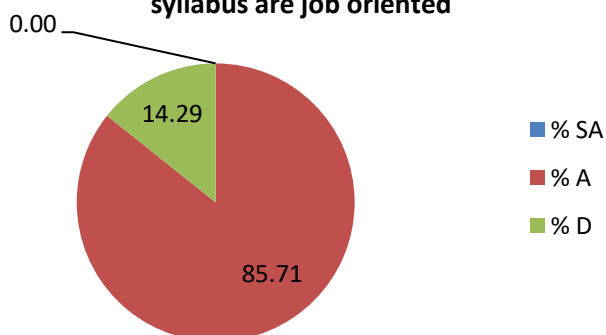
Q.3 The learning objectives are appropriate according to the need of the students



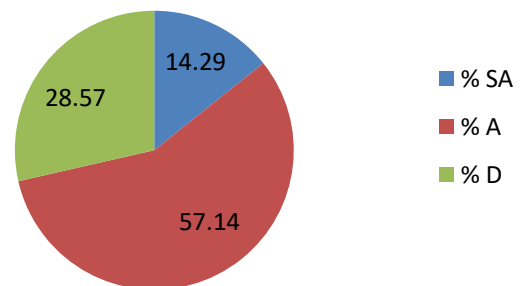
Q.4 The syllabus contains required practical knowledge



Q.5 The learning objectives of the syllabus are job oriented



Q.6 Syllabus is revised by the university as per the societal need



St. Vincent Pallotti College, Raipur

Session: 2014-15

Employers' Feedback on Curriculum

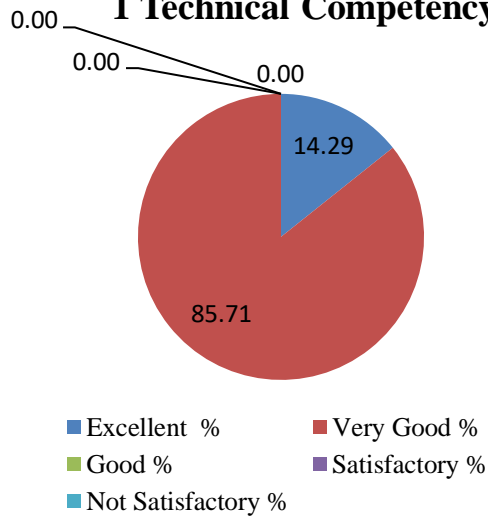
Year	2014-15					
S.N.	Question	Excellent %	Very Good %	Good %	Satisfactory %	Not Satisfactory %
Q.1	Technical Competency	14.29	85.71	0.00	0.00	0.00
Q.2	Communication Skills	57.14	28.57	14.29	0.00	0.00
Q.3	Practical Approach	0.00	85.71	14.29	0.00	0.00
Q.4	Leadership Qualities	28.57	57.14	14.29	0.00	0.00
Q.5	Approach Towards Teamwork	28.57	57.14	0.00	14.29	0.00
Q.6	Ideas and Innovation	14.29	71.43	14.29	0.00	0.00
Q.7	Syllabus Relevance to Job Profile	57.14	14.29	28.57	0.00	0.00
Q.8	Planning and Organization	28.57	57.14	14.29	0.00	0.00

Findings

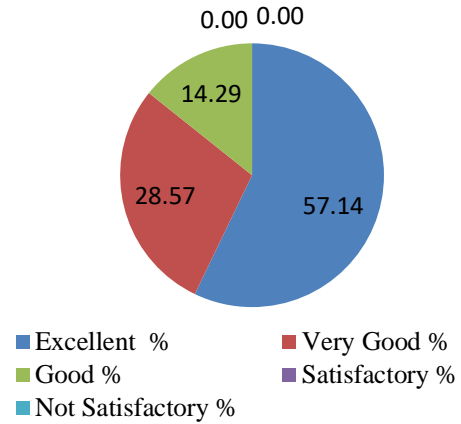
1. In response of technical competency, employers are rated 14.29% as excellent and 85.71% as very good.
2. In response of communication skills, employers are rated 57.14% as excellent, 28.57% as very good and 14.29% as good.
3. In response of practical approach, employers are rated 85.71% as very good and 14.29% as good.
4. In response of leadership qualities, employers rated 28.57% as excellent, 57.14% as very good and 14.29% as good.
5. In response of approach towards teamwork, employers are rated 28.57% as excellent, 57.14% as very good and 14.29% are rated satisfactory.
6. In response of ideas and innovation, employers are rated 14.29% as excellent, 71.43% as very good and 14.29% as good.
7. In response of syllabus relevance to job profile, employers are rated 57.14% as excellent, 14.29% as very good and 28.57% as good.
8. In response of planning and organization, employers are rated 28.57% as excellent, 57.14% as very good and 14.29% as good.

Graphical Representation:

1 Technical Competency



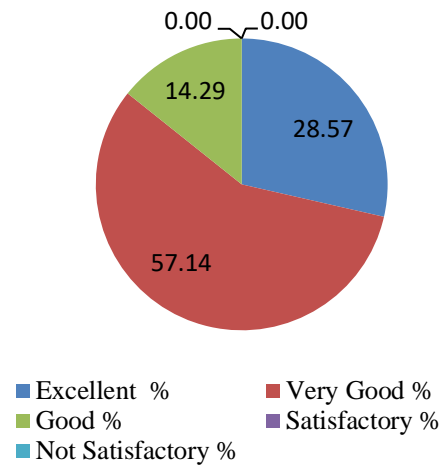
2 Communication Skills



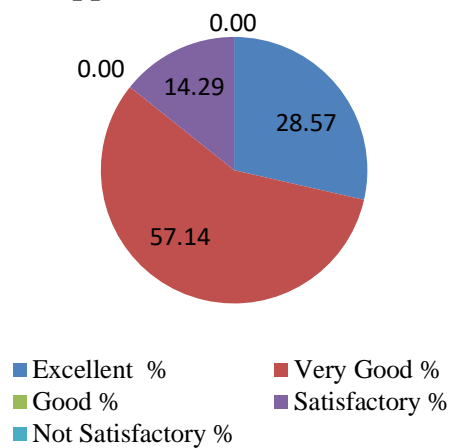
3 Practical Approach



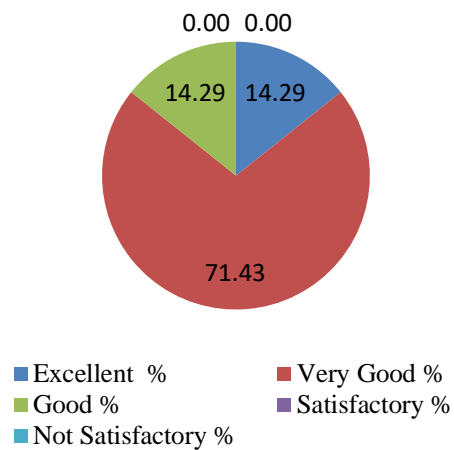
4 Leadership Qualities



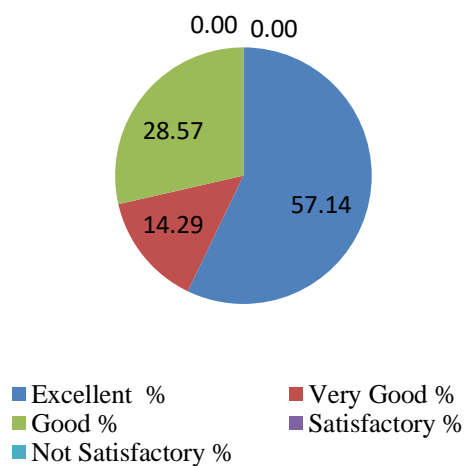
5 Approach Towards Teamwork



6 Ideas and Innovation



7 Syllabus Relevance to Job Profile



8 Planning and Organization



St. Vincent Pallotti College, Raipur

Session: 2014-15

Alumnis' Feedback Analysis on Curriculum

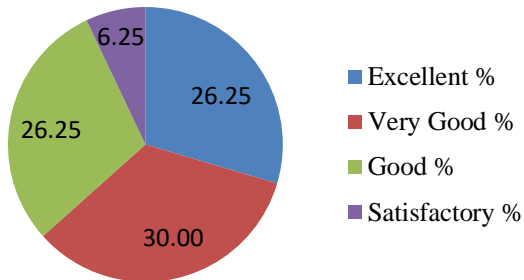
Year	2014-15				
S.N.	Question	Excellent %	Very Good %	Good %	Satisfactory %
Q.1	Syllabus relevancy to your current profession	26.25	30.00	26.25	6.25
Q.2	Curriculum helped in the development of overall personality	23.75	38.75	25.00	12.50
Q.3	Course contents	17.50	30.00	22.50	22.50
Q.4	Leadership Qualities acquired	15.00	20.00	27.50	30.00
Q.5	Practical knowledge accomplished during the program	10.00	18.75	33.75	30.00
Q.6	ICT enabled teaching	10.00	21.25	18.75	41.25

Findings:

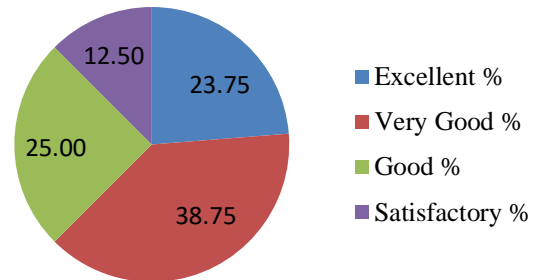
1. In response of syllabus relevancy to their current profession, alumni's are rated 26.25% as excellent, 30.0% as very good, 26.25% as good and only 6.25% of alumni's are rated satisfactory.
2. In response of curriculum helped in the development of overall personality, alumni's are rated 23.75% as excellent, 38.75% as very good, 25.00% as good and only 12.50% of alumni's are rated satisfactory.
3. In response of course contents, alumni's are rated 17.50% as excellent, 30.00% as very good, 22.50% as good and only 22.50% alumni's are rated satisfactory.
4. In response of leadership qualities acquired, alumni's rated 15.00% as excellent, 20.00% as very good, 27.50% as good and 30.00% alumni's are rated satisfactory.
5. In response of practical knowledge accomplished during the program, 10.00% of alumni's are rated as excellent, 18.75% as very good, 33.75% as good and 30.00% alumni's are rated satisfactory.
6. In response of ICT enabled teaching, 10.00% of alumni's are rated as excellent, 21.25% as very good, 18.75% as good and 41.25% alumni's are rated satisfactory.

Graphical Representation:

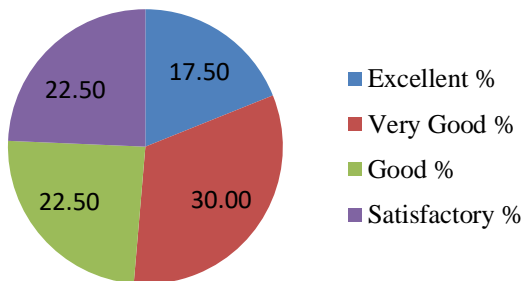
Q.1 Syllabus relevancy to your current profession



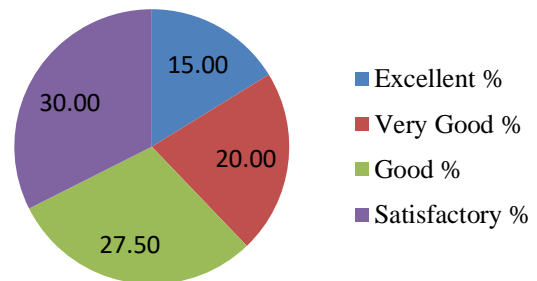
Q.2 Curriculum helped in the development of overall personality



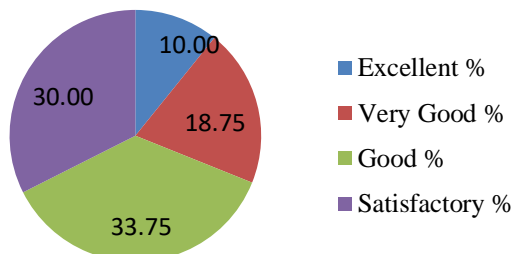
Q.3 Course contents



Q.4 Leadership Qualities acquired



Q.5 Practical knowledge accomplished during the program



Q.6 ICT enabled teaching

