

St. Vincent Pallotti College, Raipur
Students' Feedback Analysis on curriculum
Session 2015-16

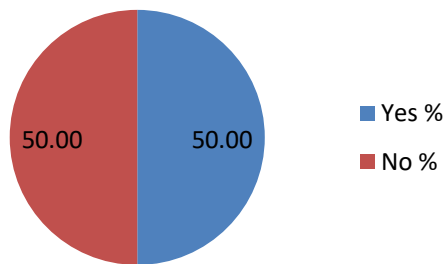
Year	2015-16		
S.N.	Question	Yes %	No %
Q.1	Are you satisfied with the present syllabus?	50.00	50.00
Q.2	Do you get practical knowledge from present syllabus?	54.08	45.92
Q.3	Do you feel present syllabus provide you vocational skills?	58.16	41.84
Q.4	Are you satisfied with the present program you have selected?	63.27	35.71
Q.5	Does the syllabus covers all the subjects required for the higher studies?	61.22	38.78

Findings:

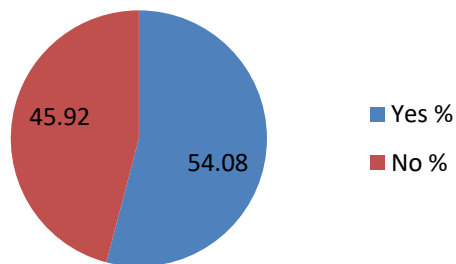
1. 50% of the students are satisfied and 50 % of the students are not satisfied with the present syllabus.
2. 54.08% of students say that they get practical knowledge from present syllabus and 45.92% students say that they don't get practical knowledge from present syllabus.
3. 58.16% of students feel that present syllabus provide them vocational skills.
4. 63.27% of students are satisfied with the present program they have selected and only 35.71% students are not satisfied.
5. 61.22% of students are satisfied that syllabus covers all the subjects required for the higher studies. Only 38.78% are not satisfied.

Graphical Representation:

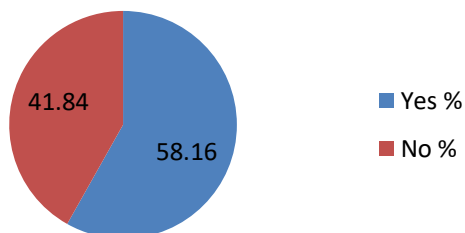
Q.1 Are you satisfied with the present syllabus?



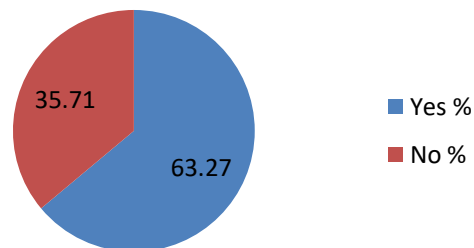
Q.2 Do you get practical knowledge from present syllabus?



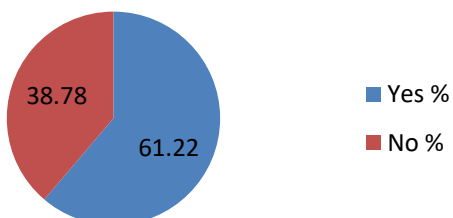
Q.3 Do you feel present syllabus provide you vocational skills?



Q.4 Are you satisfied with the present program you have selected?



Q.5 Does the syllabus covers all the subjects required for the higher studies?



St. Vincent Pallotti College, Raipur

Session 2015-16

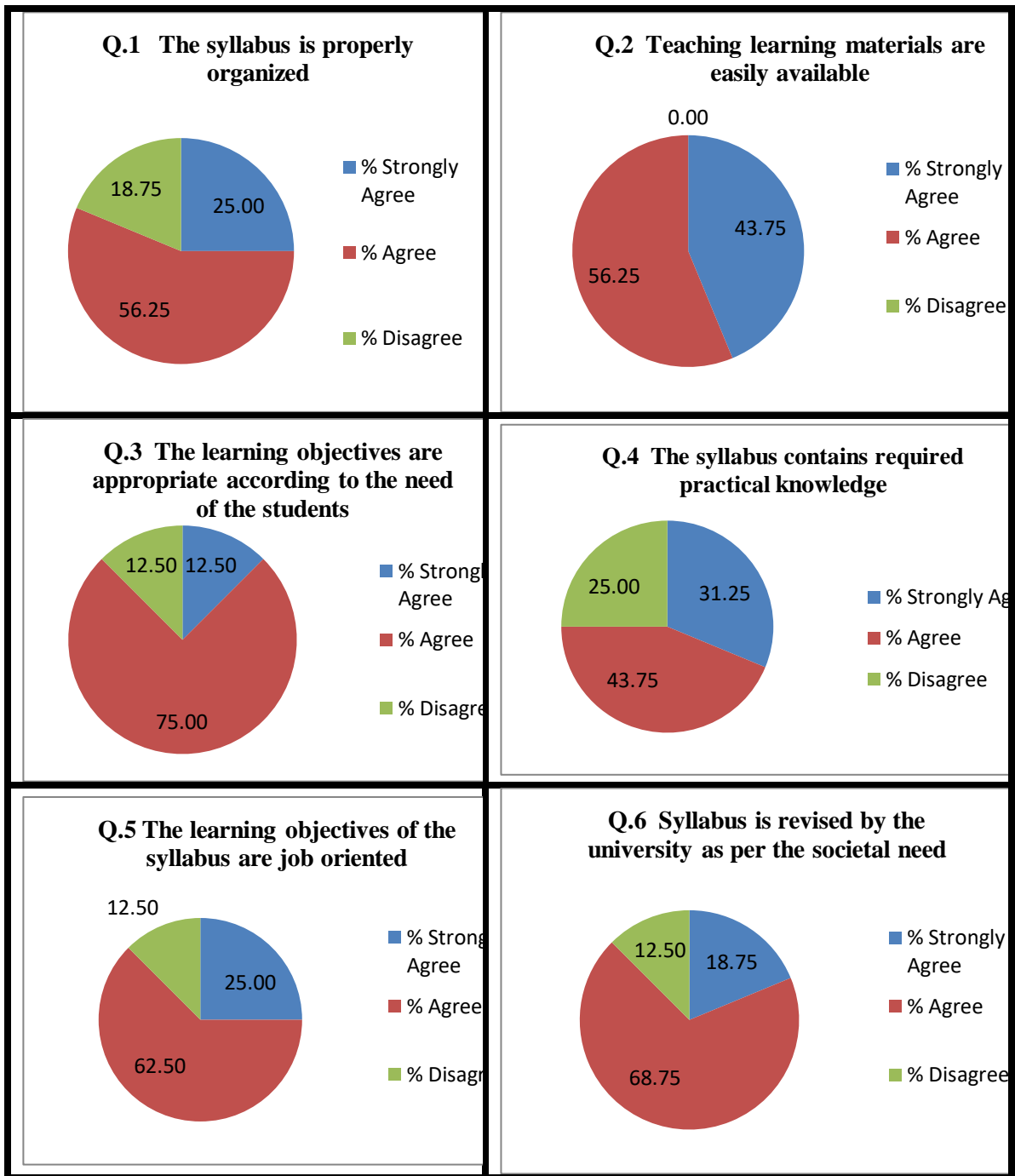
Teachers' Feedback Analysis on Curriculum

Year	2015-16			
S.N.	Question	% Strongly Agree	% Agree	% Disagree
Q.1	The syllabus is properly organized	25.00	56.25	18.75
Q.2	Teaching learning materials are easily available	43.75	56.25	0.00
Q.3	The learning objectives are appropriate according to the need of the students	12.50	75.00	12.50
Q.4	The syllabus contains required practical knowledge	31.25	43.75	25.00
Q.5	The learning objectives of the syllabus are job oriented	25.00	62.50	12.50
Q.6	Syllabus is revised by the university as per the societal need	18.75	68.75	12.50

Findings

1. 25% teachers are strongly agree, 56.25% are agree and 18.75% are disagree when asked for syllabus is properly organized .
2. 43.75% teachers are strongly agree, 56.25% are when asked for teaching learning materials are easily available.
3. 12.50% teachers are strongly agree, 75% are agree and 12.50% disagree when asked for the learning objectives are appropriate according to the need of the students
4. 31.25% teachers are strongly agreed, 43.75 are agreed and 25% disagree when asked for the syllabus contains required practical knowledge.
5. 25% teachers are strongly agreed, 62.50% are agreed and 12.50% disagree when asked for the learning objectives of the syllabus are job oriented.
6. 18.75% teachers are strongly agree, 68.75% are agreed and 12.50% disagree when asked for Syllabus is revised by the university as per the societal need

Graphical Representation:



St. Vincent Pallotti College, Raipur

Session: 2015-16

Employers' Feedback on Curriculum

Year	2015-16					
S.N.	Question	Excellent %	Very Good %	Good %	Satisfactory %	Not Satisfactory %
Q.1	Technical Competency	40.00	40.00	20.00	0.00	0.00
Q.2	Communication Skills	60.00	20.00	20.00	0.00	0.00
Q.3	Practical Approach	40.00	40.00	20.00	0.00	0.00
Q.4	Leadership Qualities	80.00	20.00	0.00	0.00	0.00
Q.5	Approach Towards Teamwork	20.00	80.00	0.00	0.00	0.00
Q.6	Ideas and Innovation	20.00	80.00	0.00	0.00	0.00
Q.7	Syllabus Relevance to Job Profile	20.00	80.00	0.00	0.00	0.00
Q.8	Planning and Organization	0.00	100.00	0.00	0.00	0.00

Findings:

Employer's Feedback on Curriculum

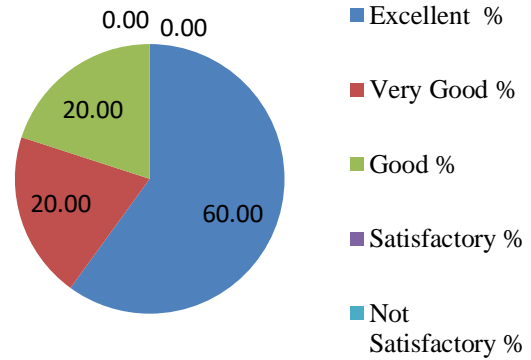
1. 40% of employers are rated as excellent, 40% as very good, 20% as good on technical competency of students.
2. 60% of employers are rated as excellent, 20% as very good, 20% as good on communication skills of students.
3. 40% of employers are rated as excellent, 40% as very good and 20% as good on practical approach of students.
4. 80% of employers rated as excellent and 20% as very good on leadership qualities of students.
5. 20% of employers are rated as excellent and 80% as very good on approach towards teamwork of students.
6. 20% of employers are rated as excellent and 80% as very good on ideas and innovation of students.
7. 20% of employers are rated as excellent and 80% as very on syllabus relevance to job profile.
8. 100% of employers are rated as very good on planning and organization.

Graphical Representation:

1 Technical Competency



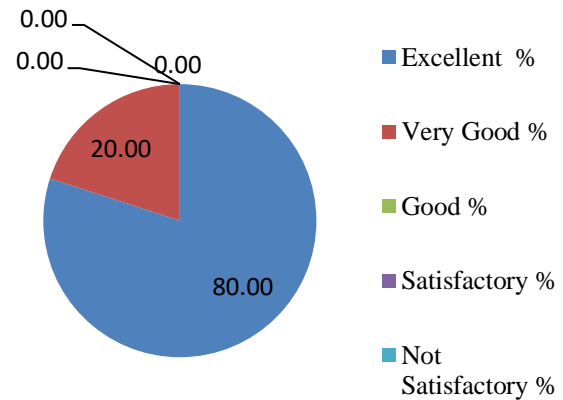
2 Communication Skills



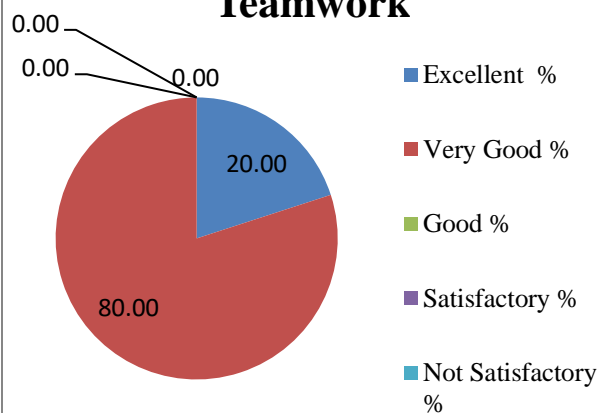
3 Practical Approach



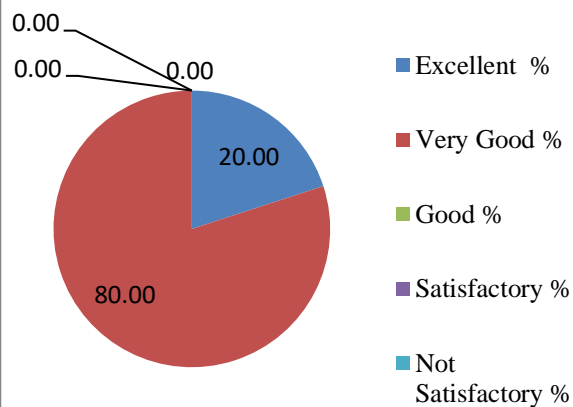
4 Leadership Qualities



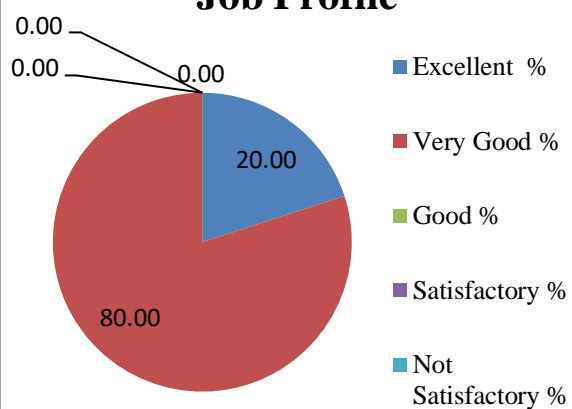
5 Approach Towards Teamwork



6 Ideas and Innovation



7 Syllabus Relevance to Job Profile



8 Planning and Organization



St. Vincent Pallotti College, Raipur

Session: 2015-16

Alumnis' Feedback Analysis on Curriculum

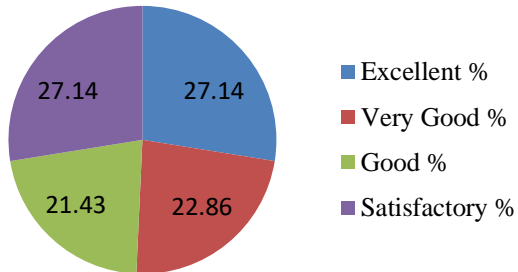
Year	2015-16				
S. No.	Question	Excellent %	Very Good %	Good %	Satisfactory %
Q.1	Syllabus relevancy to your current profession	27.14	22.86	21.43	27.14
Q.2	Curriculum helped in the development of overall personality	28.57	28.57	17.14	24.29
Q.3	Course contents	30.00	15.71	17.14	30.00
Q.4	Leadership Qualities acquired	20.00	35.71	17.14	24.29
Q.5	Practical knowledge accomplished during the program	30.00	22.86	24.29	14.29
Q.6	ICT enabled teaching	12.86	21.43	15.71	50.00

Findings:

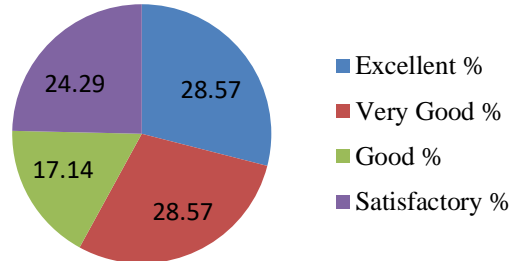
1. 27.14% of alumni's are marked as excellent, 22.86% as very good, 21.43% as good and agreed that syllabus is relevant to their current profession and only 27.14% of alumni's are rated satisfactory.
2. 28.57% of alumni's are marked as excellent, 28.57% as very good, 17.14% as good and agreed that curriculum helped in the development of overall personality .Only 24.29% of alumni's are marked satisfactory.
3. 30.00% of alumni's are marked as excellent, 15.71% as very good, 17.14% as good and agreed that course contents are appropriate according to the need of the student's .Only 30.00% alumni's are marked satisfactory.
4. 20.00% of alumni's are marked as excellent, 35.71% as very good and 17.14% as good and agreed that leadership qualities acquired. 24.29% alumni's are marked satisfactory.
5. 30.00% of alumni's are marked as excellent, 22.86% as very good and 24.29% as good agreed that practical knowledge accomplished during the program. 14.29% alumni's are marked satisfactory.
6. 12.86% of alumni's are marked as excellent, 21.43% as very good and 15.71% as good and agreed that ICT enabled teaching is helpful. 50.00% alumni's are marked satisfactory.

Graphical Representation

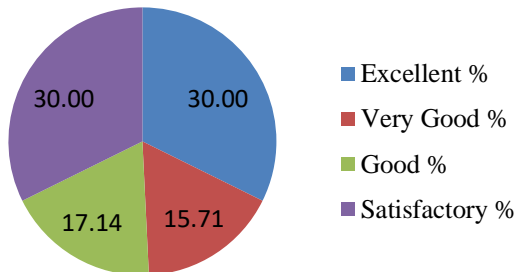
Q.1 Syllabus relevancy to your current profession



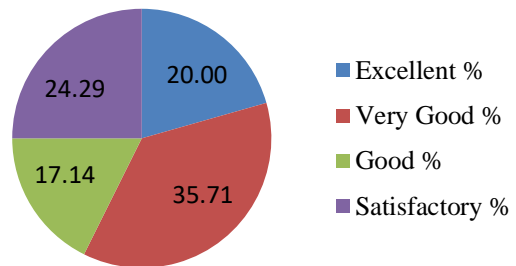
Q.2 Curriculum helped in the development of overall personality



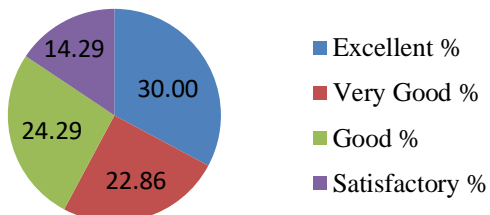
Q.3 Course contents



Q.4 Leadership Qualities acquired



Q.5 Practical knowledge accomplished during the program



Q.6 ICT enabled teaching

