

**St. Vincent Pallotti College, Raipur**  
**Students' Feedback Analysis on Curriculum**  
**Session 2016-17**

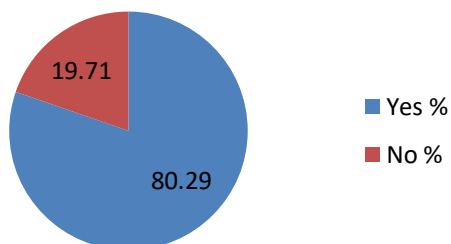
Year	2016-17		
S.N.	Question	Yes %	No %
Q.1	Are you satisfied with the present syllabus?	80.29	19.71
Q.2	Do you get practical knowledge from present syllabus?	70.80	28.47
Q.3	Do you feel present syllabus provide you vocational skills?	61.31	37.23
Q.4	Are you satisfied with the present program you have selected?	64.96	35.04
Q.5	Does the syllabus covers all the subjects required for the higher studies?	67.88	31.39

**Findings:**

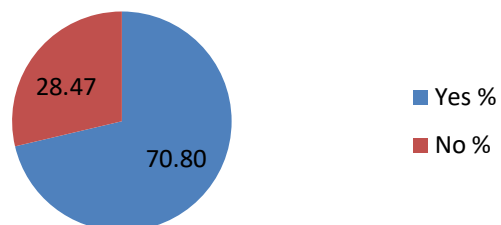
1. 80.29% of the students are satisfied with the current syllabus.
2. 70.80% students say that they get practical knowledge from current syllabus and only 28.47% students are not satisfied.
3. 61.31% students feel that current syllabus provide them vocation skills.
4. 64.96% students are satisfied with the program they have selected.
5. 67.88% students feel that syllabus covers all the subjects required for the higher studies.

## Graphical Representation:

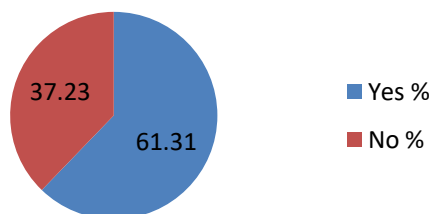
**Q.1 Are you satisfied with the present syllabus?**



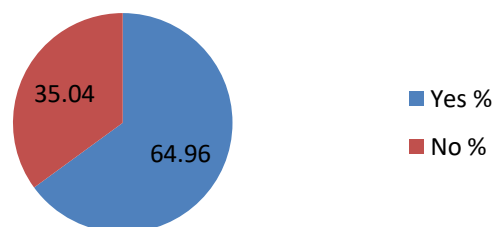
**Q.2 Do you get practical knowledge from present syllabus?**



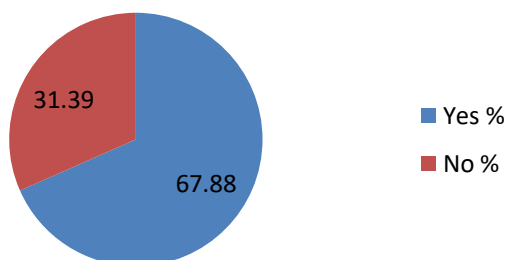
**Q.3 Do you feel present syllabus provide you vocational skills?**



**Q.4 Are you satisfied with the present program you have selected?**



**Q.5 Does the syllabus covers all the subjects required for the higher studies?**



## St. Vincent Pallotti College, Raipur

Session 2016-17

### Teachers' Feedback Analysis on Curriculum

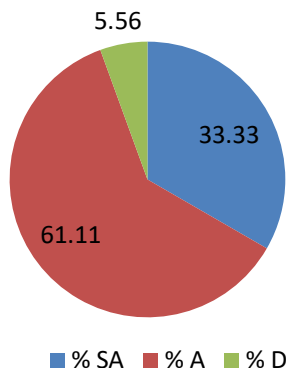
Year	2016-17			
S.N.	Question	% Strongly Agree	% Agree	% Disagree
Q.1	The syllabus is properly organized	33.33	61.11	5.56
Q.2	Teaching learning materials are easily available	44.44	38.89	16.67
Q.3	The learning objectives are appropriate according to the need of the students	11.11	72.22	16.67
Q.4	The syllabus contains required practical knowledge	27.78	38.89	33.33
Q.5	The learning objectives of the syllabus are job oriented	11.11	77.78	11.11
Q.6	Syllabus is revised by the university as per the societal need	22.22	66.67	11.11

#### **Findings:**

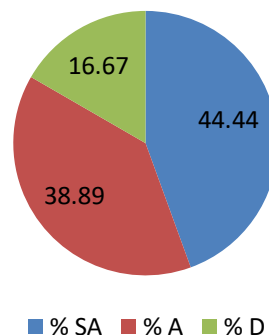
1. 61.11% of the teachers are agreed and 33.33 % are strongly agreed that syllabus is properly organized .Only 5.56% of teachers are disagreed.
2. The teaching learning materials are easily available for this 44.4% teachers are strongly agree 38.89% are agree and only 16.67% teachers are disagreed
3. The learning objectives are appropriate according to the need of the student's for this 72.22% teachers are agreed, only 11.11% teachers are strongly agree and 16.67% teachers are disagreeing .
4. 27.78% of the teachers are strongly agreed and 38.89% are agreed that syllabus contains required practical knowledge. 33.33% teachers are disagreed.
5. 77.78% teachers are agreed that syllabus is job oriented and 11.11% are strongly agreed and disagreeing.
6. 66.67% teachers are strongly agreed that syllabus should be revised by the university as per the societal need. Only 22.22% are strongly agreed and 11.11% are disagreed.

## Graphical Representation:

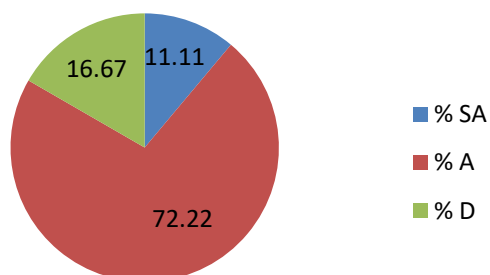
**Q.1 The syllabus is properly organized**



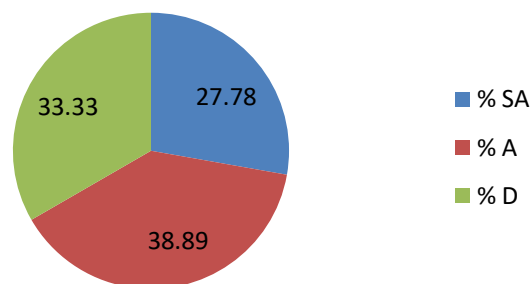
**Q.2 Teaching learning materials are easily available**



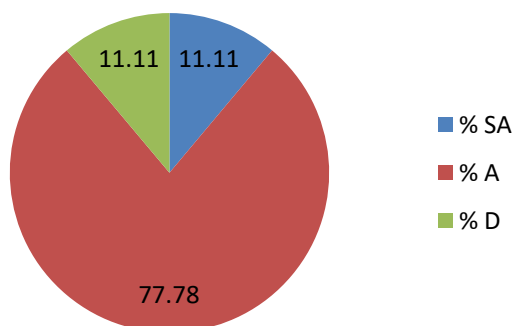
**Q.3 The learning objectives are appropriate according to the need of the students**



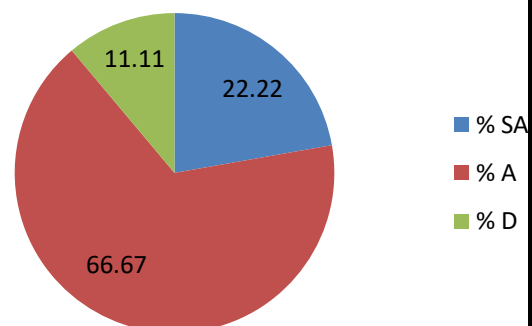
**Q.4 The syllabus contains required practical knowledge**



**Q.5 The learning objectives of the syllabus are job oriented**



**Q.6 Syllabus is revised by the university as per the societal need**



**St. Vincent Pallotti College, Raipur**

**Session: 2016-17**

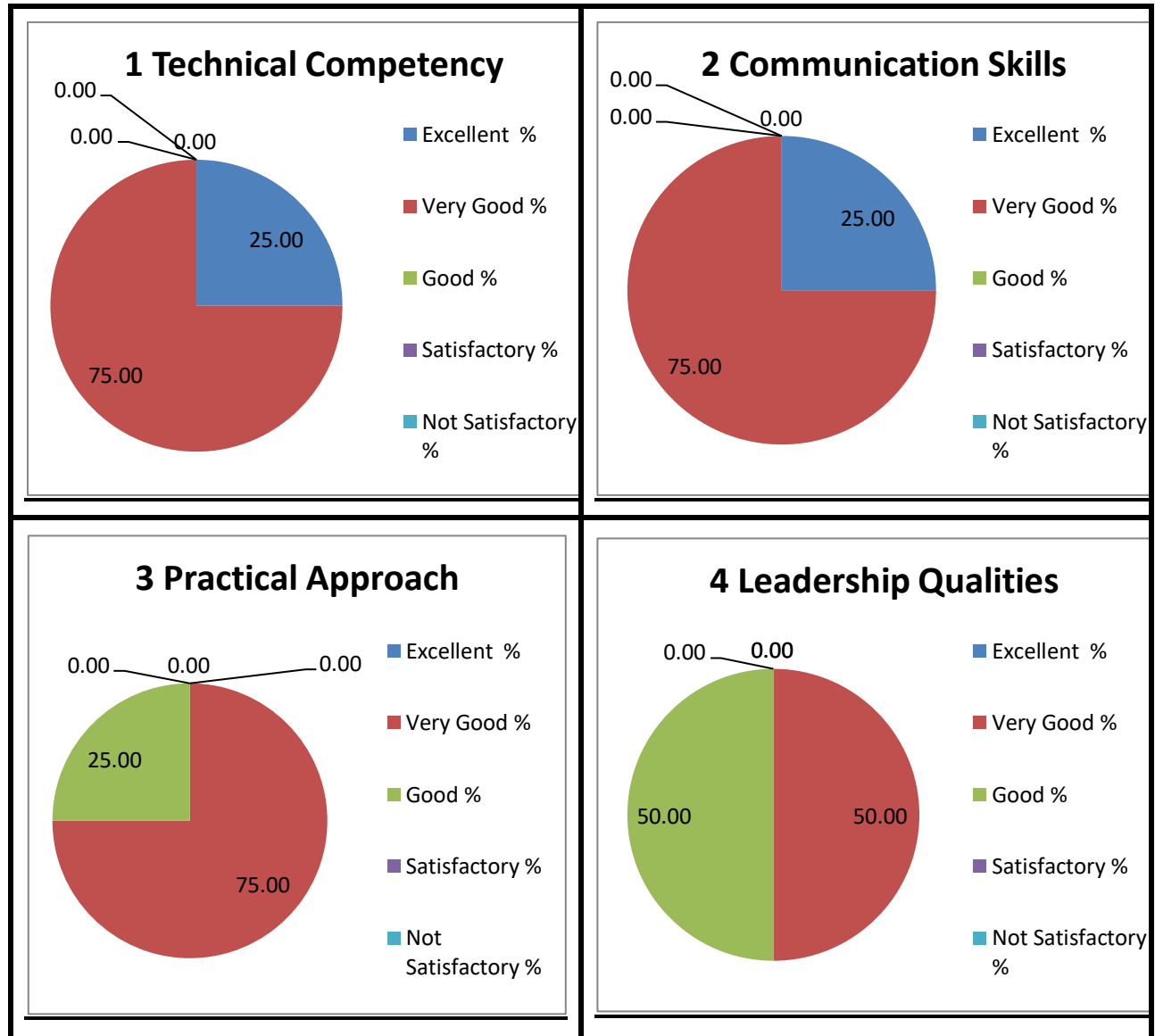
**Employers' Feedback on Curriculum**

Year	2016-17					
S.N.	Question	Excellent %	Very Good %	Good %	Satisfactory %	Not Satisfactory %
Q.1	Technical Competency	25.00	75.00	0.00	0.00	0.00
Q.2	Communication Skills	25.00	75.00	0.00	0.00	0.00
Q.3	Practical Approach	0.00	75.00	25.00	0.00	0.00
Q.4	Leadership Qualities	0.00	50.00	50.00	0.00	0.00
Q.5	Approach Towards Teamwork	25.00	50.00	25.00	0.00	0.00
Q.6	Ideas and Innovation	0.00	50.00	50.00	0.00	0.00
Q.7	Syllabus Relevance to Job Profile	50.00	25.00	25.00	0.00	0.00
Q.8	Planning and Organization	0.00	75.00	25.00	0.00	0.00

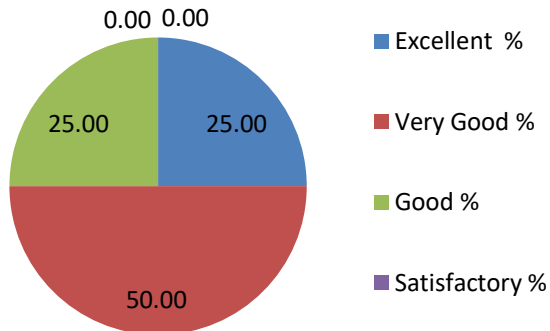
**Findings:**

1. In response of technical competency, employers are rated 25% as excellent and 75% as very good.
2. In response of communication skills, employers are rated 25% as excellent and 75% as very good.
3. In response of practical approach, employers are rated 75% as very good and 25% as good.
4. In response of leadership qualities, employers rated 50% as very good and 50% as good.
5. In response of approach towards teamwork, employers are rated 25% as excellent, 50% as very good and 25% are rated good.
6. In response of ideas and innovation, employers are rated 50% as very good and 50% as good.
7. In response of syllabus relevance to job profile, employers are rated 50% as excellent, 25% as very good and 25% as good.
8. In response of planning and organization, employers are rated 75% as very good and 25% as good.

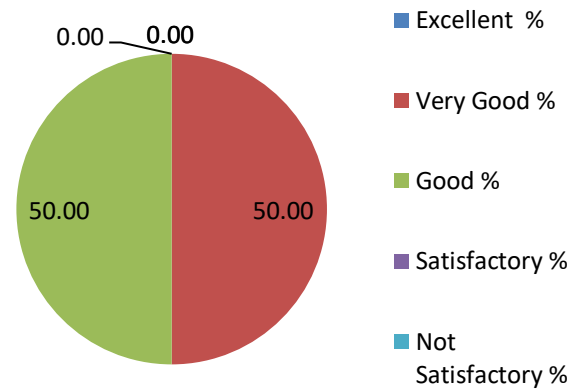
## Graphical Representation:



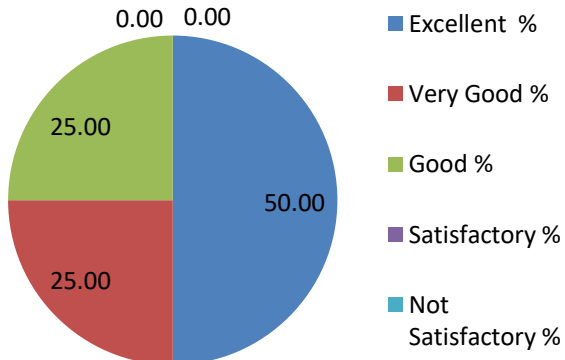
### 5 Approach Towards Teamwork



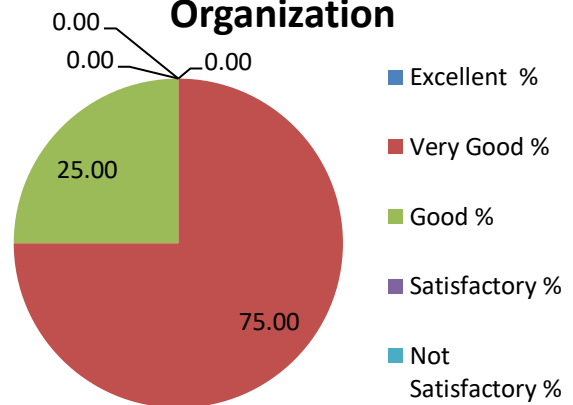
### 6 Ideas and Innovation



### 7 Syllabus Relevance to Job Profile



### 8 Planning and Organization



## St. Vincent Pallotti College, Raipur

Session: 2016-17

### Alumnis' Feedback Analysis on Curriculum

Ye ar	2016-17				
S. N.	Question	Excellent %	Very Good %	Good %	Satisfacto ry %
Q.1	Syllabus relevancy to your current profession	26.09	30.43	14.13	26.09
Q.2	Curriculum helped in the development of overall personality	19.57	40.22	18.48	19.57
Q.3	Course contents	32.61	21.74	19.57	23.91
Q.4	Leadership Qualities acquired	32.61	21.74	23.91	21.74
Q.5	Practical knowledge accomplished during the program	29.35	22.83	15.22	31.52
Q.6	ICT enabled teaching	20.65	28.26	10.87	39.13

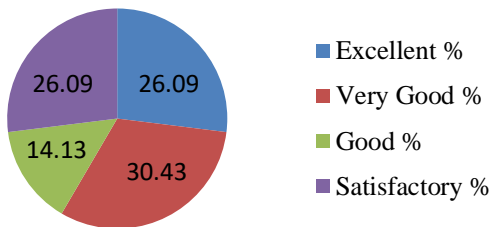
#### **Findings:**

1. In response of syllabus relevancy to their current profession, alumni's are rated 26.09% as excellent, 30.43% as very good, 14.13% as good and only 26.09% of alumni's are rated satisfactory.
2. In response of curriculum helped in the development of overall personality, alumni's are rated 19.57% as excellent, 40.22% as very good, 18.48% as good and only 19.57% of alumni's are rated satisfactory.
3. In response of course contents, alumni's are rated 32.61% as excellent, 21.74% as very good, 19.57% as good and only 23.91% alumni's are rated satisfactory.
4. In response of leadership qualities acquired, alumni's rated 32.61% as excellent, 21.74% as very good, 23.91% as good and 21.74% alumni's are rated satisfactory.
5. In response of practical knowledge accomplished during the program, 29.35% of alumni's are rated as excellent, 22.83% as very good, 15.22% as good and 31.52% alumni's rated as satisfactory.
6. In response of ICT enabled teaching, 20.65% of alumni's are rated as excellent, 28.26% as very good, 10.87% as good and 39.13% alumni's are rated satisfactory.

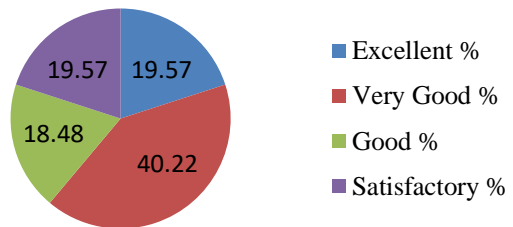


## **Graphical Representation:**

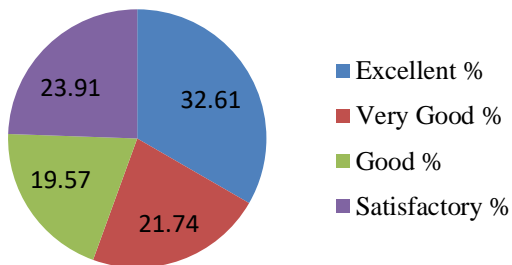
**Q.1 Syllabus relevancy to your current profession**



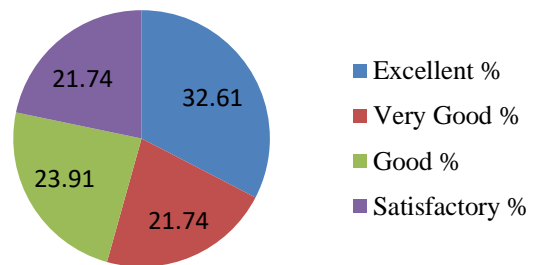
**Q.2 Curriculum helped in the development of overall personality**



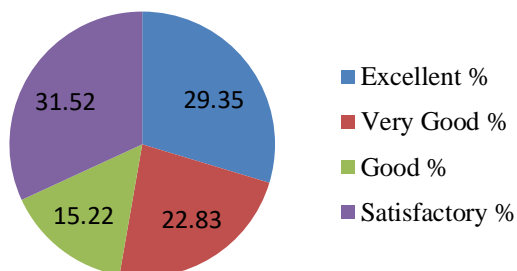
**Q.3 Course contents**



**Q.4 Leadership Qualities acquired**



**Q.5 Practical knowledge accomplished during the program**



**Q.6 ICT enabled teaching**

