

St. Vincent Pallotti College, Raipur
Students' Feedback Analysis on Curriculum
Session 2017-18

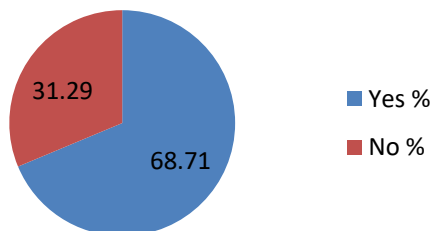
Year	2017-18		
S.N.	Question	Yes %	No %
Q.1	Are you satisfied with the present syllabus?	68.71	31.29
Q.2	Do you get practical knowledge from present syllabus?	77.55	22.45
Q.3	Do you feel present syllabus provide you vocational skills?	69.39	30.61
Q.4	Are you satisfied with the present program you have selected?	69.39	29.93
Q.5	Does the syllabus covers all the subjects required for the higher studies?	70.07	27.89

Findings:

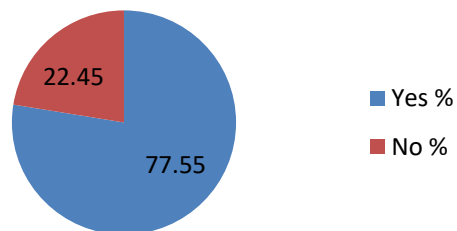
1. 68.71% of the students are satisfied and 31.29 % students are not satisfied with the present syllabus.
2. 77.55% says that they get practical knowledge from current syllabus.
3. 69.39% students feel that current syllabus provide them vocation skills.
4. 69.39% students are satisfied with the selected course.
5. 70.07% students feel that syllabus covers all the subjects required for the higher studies.

Graphical Representation:

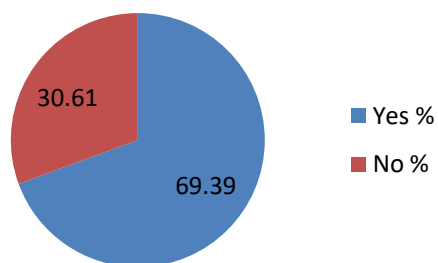
Q.1 Are you satisfied with the present syllabus?



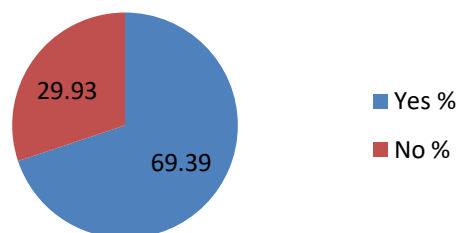
Q.2 Do you get practical knowledge from present syllabus?



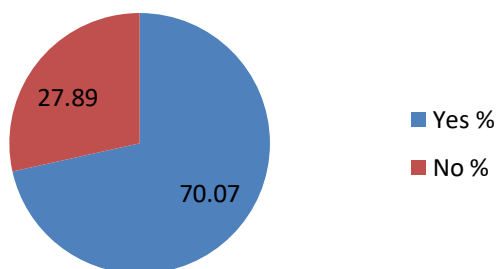
Q.3 Do you feel present syllabus provide you vocational skills?



Q.4 Are you satisfied with the present program you have selected?



Q.5 Does the syllabus covers all the subjects required for the higher studies?



St. Vincent Pallotti College, Raipur

Session 2017-18

Teachers' Feedback Analysis on Curriculum

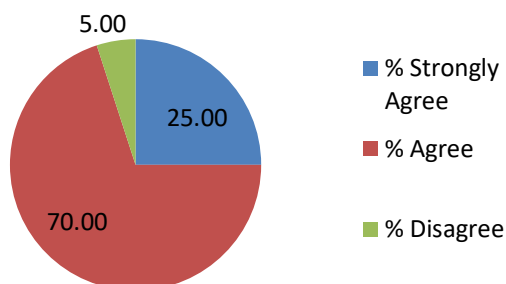
S.N.	Question	% Strongly Agree	% Agree	% Disagree
Q.1	The syllabus is properly organized	25.00	70.00	5.00
Q.2	Teaching learning materials are easily available	30.00	65.00	5.00
Q.3	The learning objectives are appropriate according to the need of the students	25.00	70.00	5.00
Q.4	The syllabus contains required practical knowledge	25.00	55.00	20.00
Q.5	The learning objectives of the syllabus are job oriented	10.00	70.00	20.00
Q.6	Syllabus is revised by the university as per the societal need	20.00	55.00	25.00

Findings:

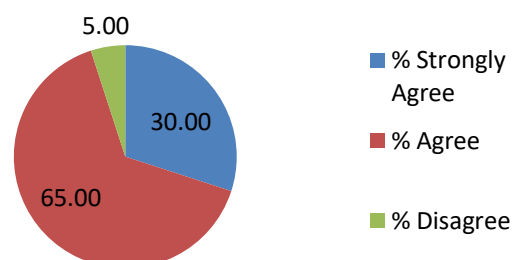
1. Teacher's response in whether syllabus is properly organized is 25% teachers are strongly agreed, 70% are agreed and 5% are disagreed
2. Teacher's response in whether teaching learning materials are easily available is 30% teachers are strongly agreed, 65% are agreed and 5% are disagreed.
3. Teacher's response in whether the learning objectives are appropriate according to the need of the students is 25% teachers are strongly agreed, 70% are agreed and 5% are disagreed.
4. Teacher's response in whether the syllabus contains required practical knowledge is 25% teachers are strongly agreed, 55% are agreed and 20% are disagreed.
5. Teacher's response in whether the learning objectives of the syllabus are job oriented is 10% teachers are strongly agreed, 70% are agreed and 20% are disagreed.
6. Teacher's response in whether the Syllabus is revised by the university as per the societal need is 20% teachers are strongly agreed, 55% are agreed and 25% are disagreed.

Graphical Representation:

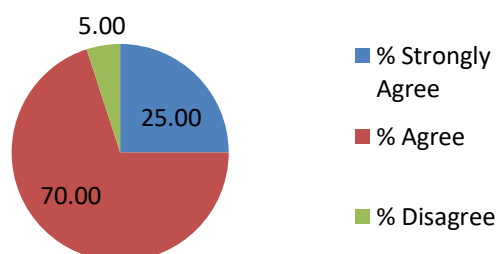
Q.1 The syllabus is properly organized



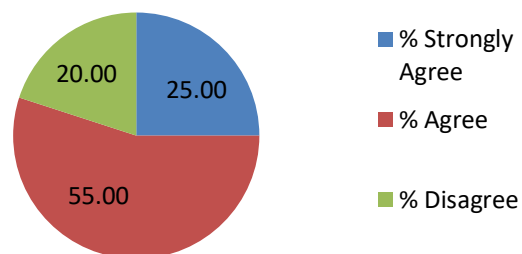
Q.2 Teaching learning materials are easily available



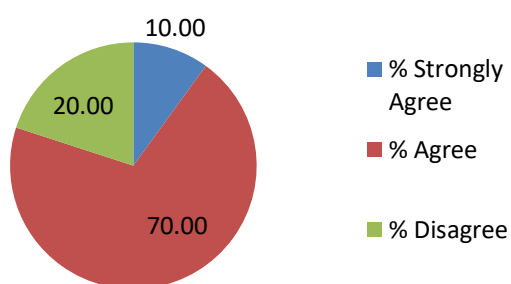
Q.3 The learning objectives are appropriate according to the need of the students



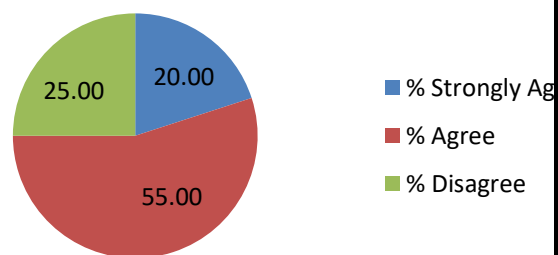
Q.4 The syllabus contains required practical knowledge



Q.5 The learning objectives of the syllabus are job oriented



Q.6 Syllabus is revised by the university as per the societal need



St. Vincent Pallotti College, Raipur

Session: 2017-18

Employers' Feedback on Curriculum

Year	2017-18					
S.N.	Question	Excellent %	Very Good %	Good %	Satisfactory %	Not Satisfactory %
Q.1	Technical Competency	53.85	46.15	0.00	0.00	0.00
Q.2	Communication Skills	46.15	30.77	23.08	0.00	0.00
Q.3	Practical Approach	38.46	30.77	30.77	0.00	0.00
Q.4	Leadership Qualities	30.77	46.15	23.08	0.00	0.00
Q.5	Approach Towards Teamwork	38.46	38.46	23.08	0.00	0.00
Q.6	Ideas and Innovation	38.46	53.85	0.00	7.69	0.00
Q.7	Syllabus Relevance to Job Profile	53.85	15.38	30.77	0.00	0.00
Q.8	Planning and Organization	46.15	30.77	15.38	7.69	0.00

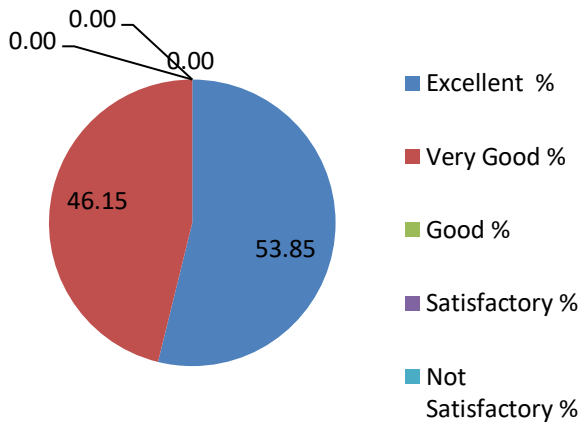
Findings:

Employer's Feedback on Curriculum

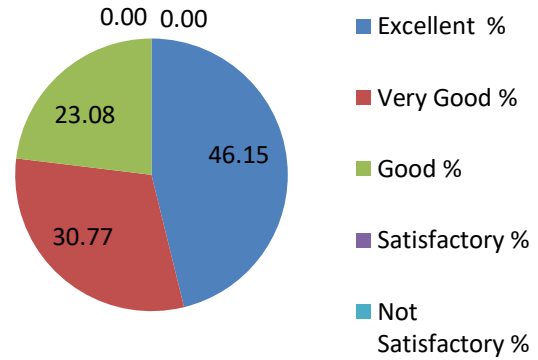
1. Employer's response on technical competency of students is rated 53.85% as excellent and 46.15% as very good.
2. Employer's response on communication skills of students is rated 46.15% as excellent, 30.77% as very good and 23.08% as good.
3. Employer's response on practical approach of students is rated 38.46% as excellent, 30.77% as very good and 30.77% as good.
4. Employer's response on leadership qualities of students is rated 30.77% as excellent, 46.15% as very good and 23.08% as good.
5. Employer's response on approach towards teamwork of students is rated 38.46% as excellent, 38.46% as very good and 23.08% are rated good.
6. Employer's response on ideas and innovation of students is rated 38.46% as excellent, 53.85% as very good and 7.69% as satisfactory.
7. Employer's response on syllabus relevance of students to job profile is rated 53.85% as excellent, 15.38% as very good and 30.77% as good.
8. Employer's response on planning and organization of students is rated 46.15% as excellent, 30.77% as very good, 15.38% as good and 7.69% as satisfactory.

Graphical Representation

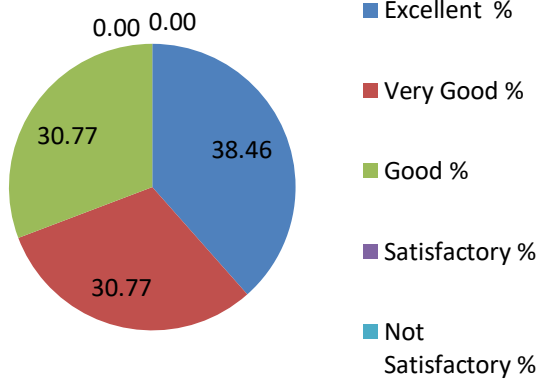
1 Technical Competency



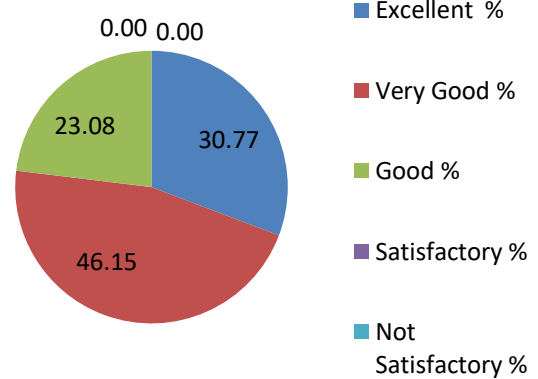
2 Communication Skills



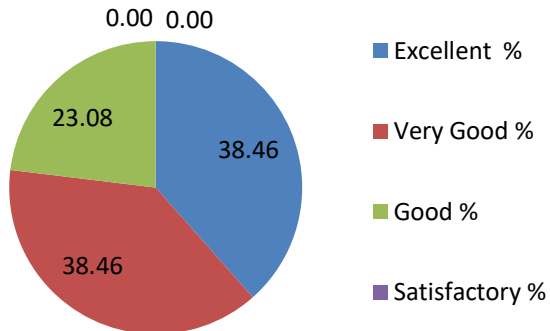
3 Practical Approach



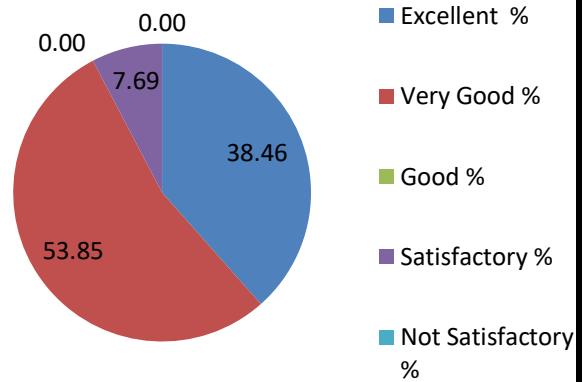
4 Leadership Qualities



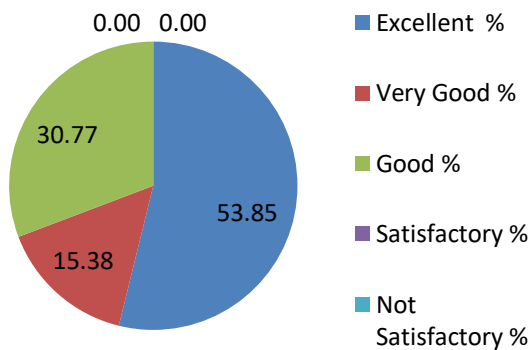
5 Approach Towards Teamwork



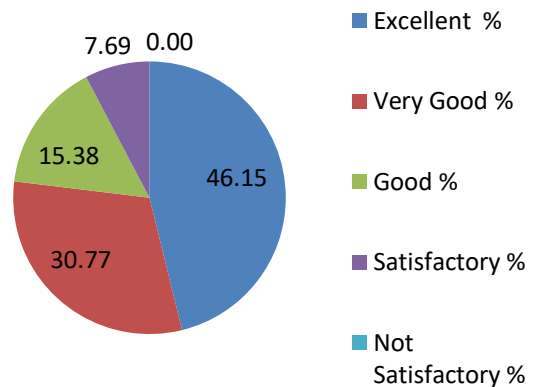
6 Ideas and Innovation



7 Syllabus Relevance to Job Profile



8 Planning and Organization



St. Vincent Pallotti College, Raipur

Session: 2017-18

Alumnis' Feedback Analysis on Curriculum

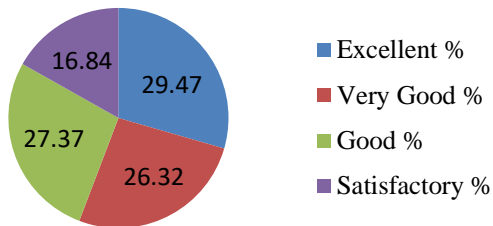
Year	2017-18				
S.N.	Question	Excellent %	Very Good %	Good %	Satisfactory %
Q.1	Syllabus relevancy to your current profession	29.47	26.32	27.37	16.84
Q.2	Curriculum helped in the development of overall personality	15.79	55.79	12.63	15.79
Q.3	Course contents	34.74	24.21	26.32	11.58
Q.4	Leadership Qualities acquired	32.63	27.37	15.79	23.16
Q.5	Practical knowledge accomplished during the program	31.58	21.05	23.16	24.21
Q.6	ICT enabled teaching	14.74	16.84	14.74	47.37

Findings:

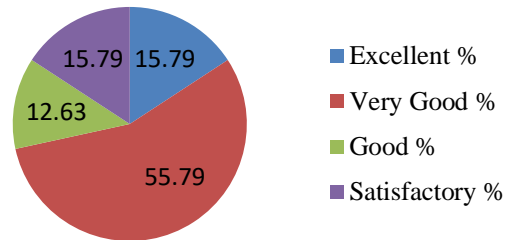
1. Alumni's response in whether syllabus relevancy to their current profession is 29.47% of alumni's are marked as excellent, 26.32% as very good, 27.37% as good and only 16.84% of alumni's are marked satisfactory.
2. Alumni's response in whether curriculum helped in the development of overall personality is 15.79% of alumni's are marked as excellent, 55.79% as very good, 12.63% as good and only 15.79% of alumni's are marked satisfactory.
3. Alumni's response in whether syllabus course contents are appropriate is 34.74% of alumni's are rated as excellent, 24.21% as very good, 26.32% as good and only 11.58% alumni's are rated satisfactory.
4. Alumni's response in whether leadership qualities acquired is 32.63% of alumni's are marked excellent, 27.37% as very good and 15.79% as good and 23.16% alumni's are marked satisfactory.
5. Alumni's response in whether practical knowledge accomplished during the program is 31.58% of alumni's are marked as excellent, 21.05% as very good, 23.16% as good and 24.21% alumni's are marked satisfactory.
6. Alumni's response in whether ICT enabled teaching is 14.74% of alumni's are rated as excellent, 16.84% as very good, 14.74% as good and 47.37% alumni's are rated satisfactory.

Graphical Representation:

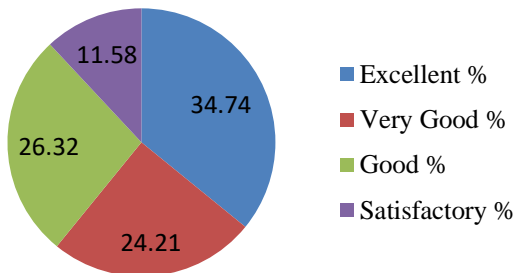
Q.1 Syllabus relevancy to your current profession



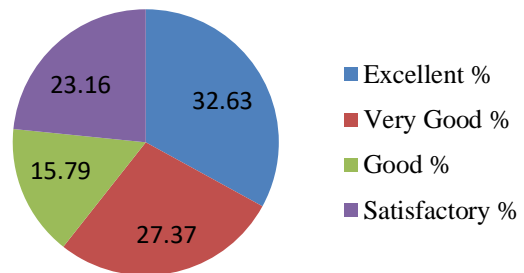
Q.2 Curriculum helped in the development of overall personality



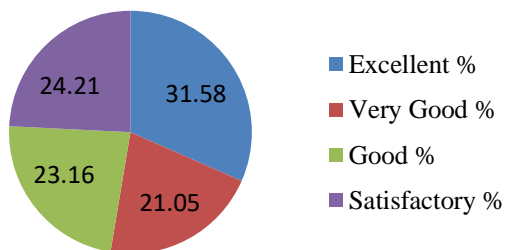
Q.3 Course contents



Q.4 Leadership Qualities acquired



Q.5 Practical knowledge accomplished during the program



Q.6 ICT enabled teaching

