

**St. Vincent Pallotti College, Raipur**

**Session 2018-19**

**Students' Feedback Analysis on Curriculum**

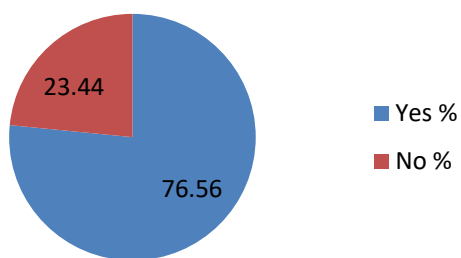
<b>Year</b>	<b>2018-19</b>		
<b>S.N.</b>	<b>Question</b>	<b>Yes %</b>	<b>No %</b>
Q.1	Are you satisfied with the present syllabus?	76.56	23.44
Q.2	Do you get practical knowledge from present syllabus?	69.23	29.67
Q.3	Do you feel present syllabus provide you vocational skills?	63.74	34.43
Q.4	Are you satisfied with the present program you have selected?	70.70	27.47
Q.5	Does the syllabus covers all the subjects required for the higher studies?	70.70	27.11

**Findings**

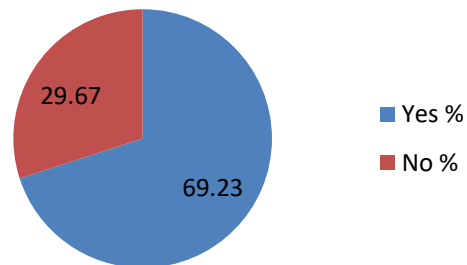
1. 76.55% of the students are satisfied and only 23.4% of the students are not satisfied with the present syllabus.
2. 69.23% of students say that they get practical knowledge from present syllabus.
3. 63.73% of students feel that present syllabus provide them vocational skills.
4. 70.69% of students are satisfied with the present program they have selected and only 27.47% students are not satisfied.
5. 70.69% of students are satisfied that syllabus covers all the subjects required for the higher studies. 27.16% are not satisfied.

## Graphical Representation:

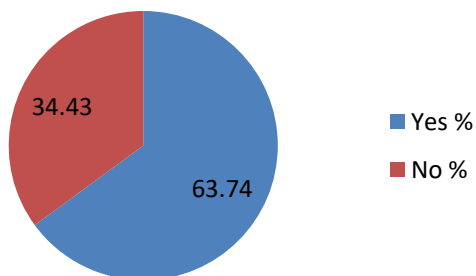
**Q.1 Are you satisfied with the present syllabus?**



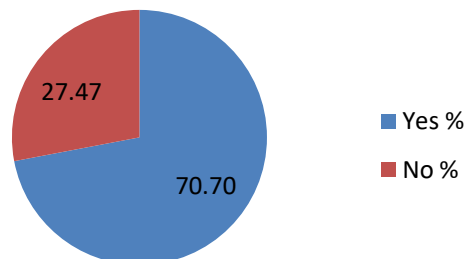
**Q.2 Do you get practical knowledge from present syllabus?**



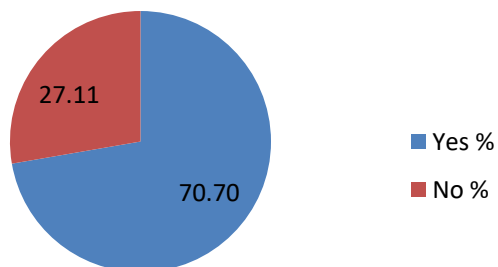
**Q.3 Do you feel present syllabus provide you vocational skills?**



**Q.4 Are you satisfied with the present program you have selected?**



**Q.5 Does the syllabus covers all the subjects required for the higher studies?**



**St. Vincent Pallotti College, Raipur**

**Session 2018-19**

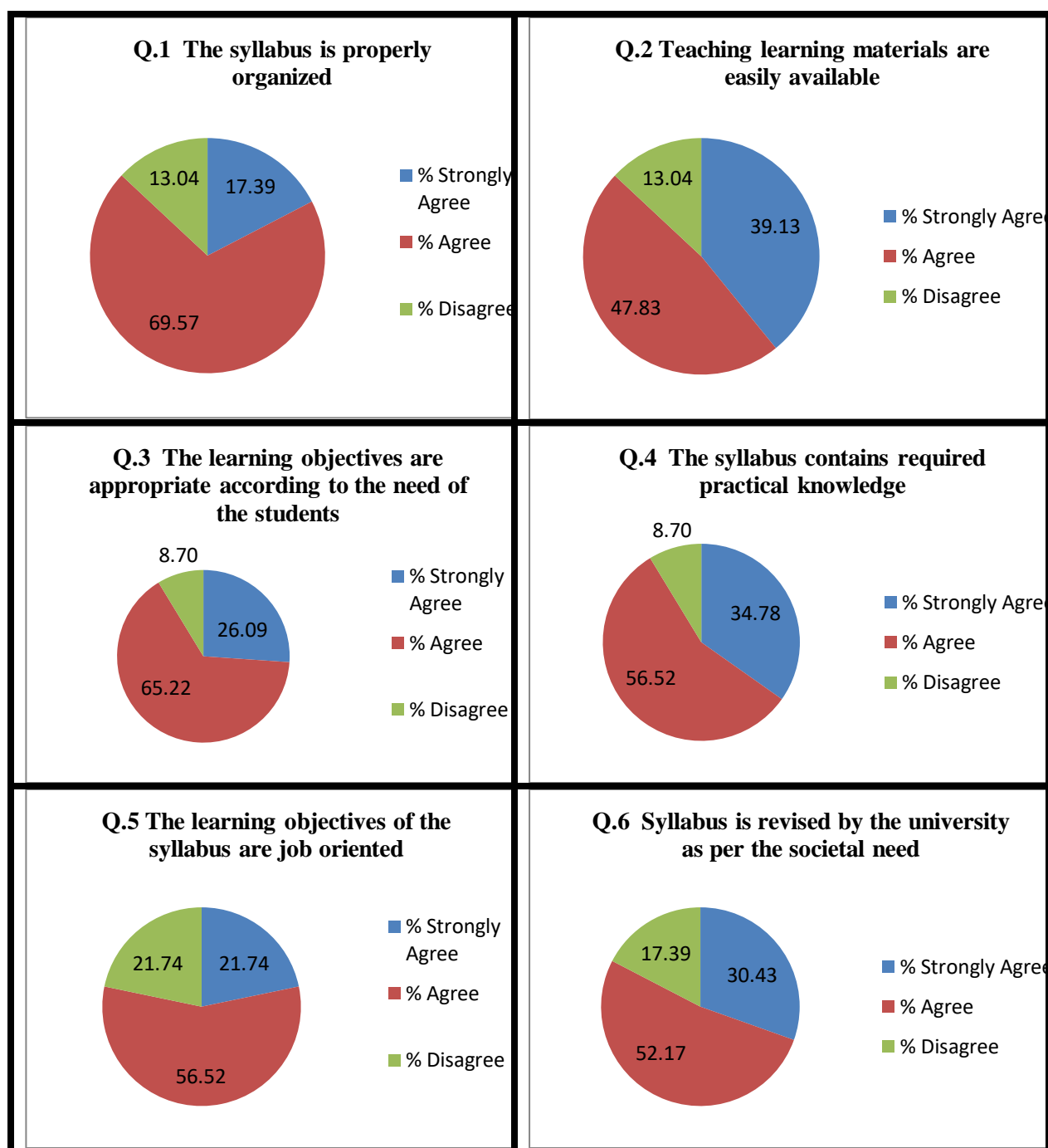
**Teachers' Feedback Analysis on Curriculum**

<b>Year</b>	<b>2018-19</b>			
<b>S. N0.</b>	<b>Question</b>	<b>% Strongly Agree</b>	<b>% Agree</b>	<b>% Disagree</b>
Q.1	The syllabus is properly organized	17.39	69.57	13.04
Q.2	Teaching learning materials are easily available	39.13	47.83	13.04
Q.3	The learning objectives are appropriate according to the need of the students	26.09	65.22	8.70
Q.4	The syllabus contains required practical knowledge	34.78	56.52	8.70
Q.5	The learning objectives of the syllabus are job oriented	21.74	56.52	21.74
Q.6	Syllabus is revised by the university as per the societal need	30.43	52.17	17.39

**Findings:**

1. 17.39% of the teachers are strongly agreed and 69.57% are agreed that syllabus is properly organized and only 13.04% of teachers are disagreed.
2. 39.13% of the teachers are strongly agreed and 47.83 % are agreed that teaching learning materials are easily available. Only 13.04 % of teachers are disagreed.
3. 26.09% of the teachers are strongly agreed and 65.22% are agreed that learning objectives are appropriate according to the need of the student's. Only 8.70% teachers are disagreeing.
4. 34.78% of the teachers are strongly agreed and 56.52% are agreed that syllabus contains required practical knowledge. Only 8.70% teachers are disagreed.
5. 56.52% are agreed and 21.74% are strongly agreed that syllabus is job oriented. Only 21.74% teachers are disagreed.
6. 30.43% of the teachers are strongly agreed and 52.17% are agreed that syllabus is revised by the university as per the societal need. Only 17.39% teachers are disagreed.

## Graphical Representation:



## St. Vincent Pallotti College, Raipur

Session: 2018-19

### Employers' Feedback on Curriculum

Year	2018-19					
S.N.	Question	Excellent %	Very Good %	Good %	Satisfactory %	Not Satisfactory %
Q.1	Technical Competency	25.00	62.50	12.50	0.00	0.00
Q.2	Communication Skills	50.00	50.00	0.00	0.00	0.00
Q.3	Practical Approach	25.00	50.00	25.00	0.00	0.00
Q.4	Leadership Qualities	37.50	62.50	0.00	0.00	0.00
Q.5	Approach Towards Teamwork	37.50	62.50	0.00	0.00	0.00
Q.6	Ideas and Innovation	12.50	75.00	0.00	12.50	0.00
Q.7	Syllabus Relevance to Job Profile	37.50	37.50	25.00	0.00	0.00
Q.8	Planning and Organization	50.00	37.50	12.50	0.00	0.00

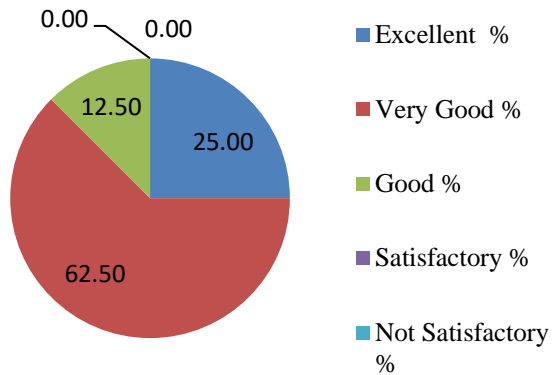
### Findings:

#### Employer's Feedback on Curriculum

1. 25% of employers have rated as excellent, 62.50% as very good, 12.50% as good on technical competency of students.
2. 50% of employers have rated as excellent and 50% as very good on communication skills of students.
3. 25% of employers have rated as excellent, 50% as very good and 25% as good on practical approach of students.
4. 37.50% of employers rated as excellent and 62.50% as very good on leadership qualities of students.
5. 37.50% of employers rated as excellent and 62.50% as very good on approach towards teamwork of students.
6. 12.50% of employers rated as excellent, 75% as very good and 12.50% as satisfactory on ideas and innovation of students.
7. 37.50% of employers rated as excellent, 37.50% as very good and 25% as good on syllabus relevance to job profile.
8. 50% of employers have rated as excellent, 37.50 as very good and 12.50 as good on planning and organization.

## Graphical Representation:

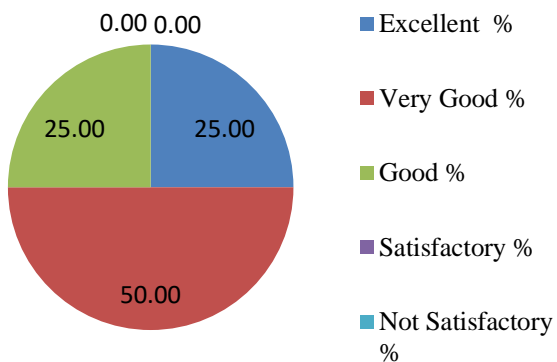
### 1 Technical Competency



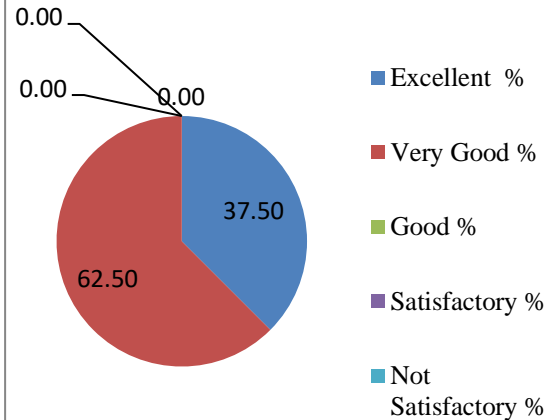
### 2 Communication Skills



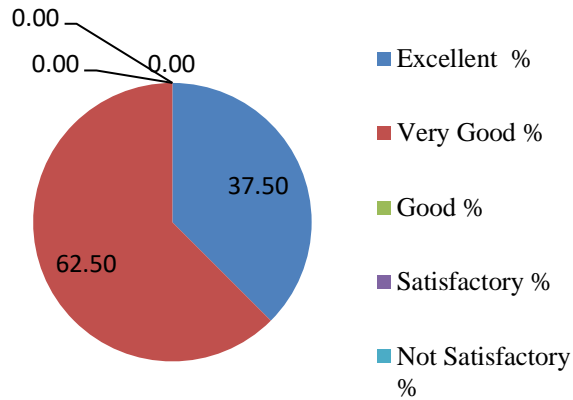
### 3 Practical Approach



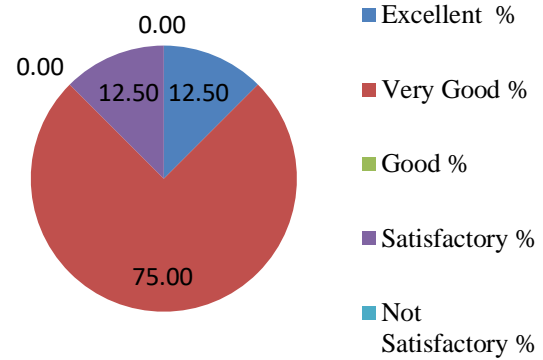
### 4 Leadership Qualities



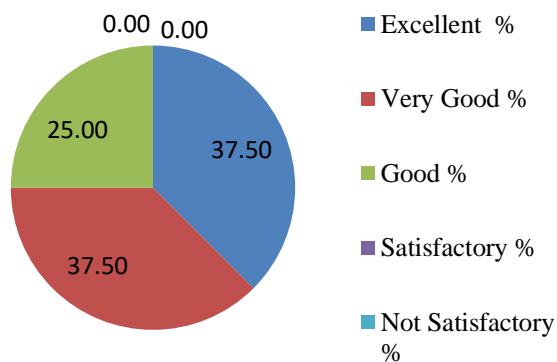
### 5 Approach Towards Teamwork



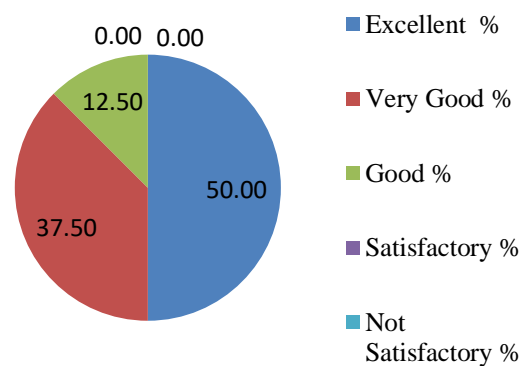
### 6 Ideas and Innovation



### 7 Syllabus Relevance to Job Profile



### 8 Planning and Organization



## St. Vincent Pallotti College, Raipur

Session: 2018-19

### Alumnis' Feedback Analysis on Curriculum

Year	2018-19				
S.N.	Question	Excellent %	Very Good %	Good %	Satisfactory %
Q.1	Syllabus relevancy to your current profession	36.23	35.51	19.57	7.25
Q.2	Curriculum helped in the development of overall personality	26.81	42.03	18.84	10.87
Q.3	Course contents	25.36	30.43	25.36	15.94
Q.4	Leadership Qualities acquired	30.43	26.09	19.57	23.91
Q.5	Practical knowledge accomplished during the program	28.99	33.33	26.09	11.59
Q.6	ICT enabled teaching	2.90	18.84	25.36	50.00

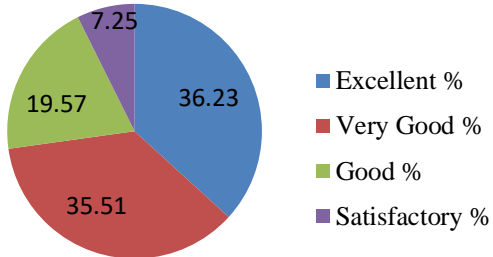
#### **Finding:**

1. 36.23% of alumni's have rated as excellent, 35.51% as very good, 19.57% as good and agreed that syllabus is relevant to their current profession and only 7.25% of alumni's have rated satisfactory.
2. 26.81% of alumni's have rated as excellent, 42.03% as very good, 18.84% as good and agreed that curriculum helped in the development of overall personality. Only 10.87% of alumni's have rated satisfactory.
3. 25.36% of alumni's have rated as excellent, 30.43% as very good, 25.36% as good and agreed that course contents are appropriate according to the need of the student's. Only 15.94% alumni's have rated satisfactory.
4. 30.43% of alumni's have rated as excellent, 26.09% as very good and 19.57% as good and agreed that leadership qualities acquired. 23.91% alumni's have rated satisfactory.
5. 28.99% of alumni's have rated as excellent, 33.33% as very good and 26.09% as good agreed that practical knowledge accomplished during the program. 11.59% alumni's have rated satisfactory.
6. 2.90% of alumni's have rated as excellent, 18.84% as very good and 25.36% as good and agreed that ICT enabled teaching is helpful. 50.00% alumni's have rated satisfactory.

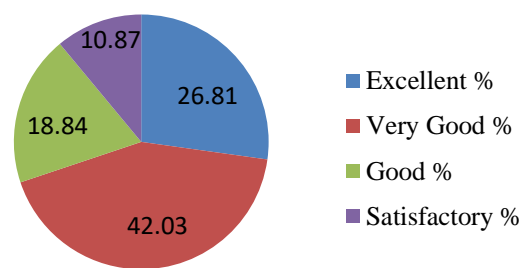


## **Graphical Representation:**

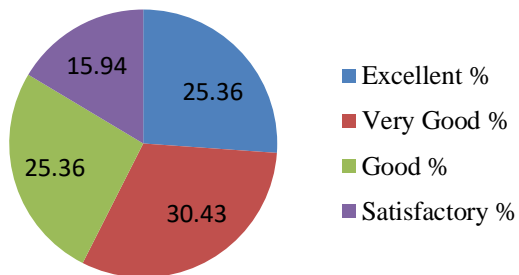
**Q.1 Syllabus relevancy to your current profession**



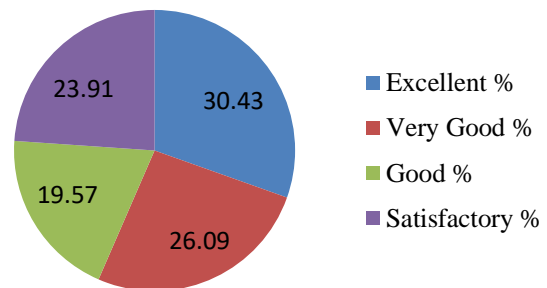
**Q.2 Curriculum helped in the development of overall personality**



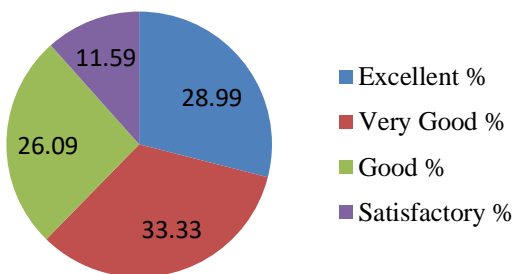
**Q.3 Course contents**



**Q.4 Leadership Qualities acquired**



**Q.5 Practical knowledge accomplished during the program**



**Q.6 ICT enabled teaching**

